

Remodeling Design Key Factor In 2-Story Home

The homes that most often require remodeling that adds space are split levels and single story ramblers, but the roomier two-story home sometimes can benefit from added space, too.

Usually, the new room in a 2-story house is intended to function as a family room, or as a master bedroom that will free an upstairs bedroom for use as a playground or recreation area for children.

The two-story house has some built-in structural advantages, but can pose some knotty design problems. Structurally, the two-story house can take a new room with a minimum of complicated carpentry. Virtually any shape roof—hiproof, gable end or flat roof—can be quickly and easily attached to the existing wall of a 2-story home. And, it is almost always possible to attach the added room so that an existing window or doorway header simplifies the

connection.

However, care should be taken to attach the new room so that good design principles are followed. The problem is that a relatively small addition to a high, boxy two-story home can look tacked-on and artificial if the remodeling is not worked out carefully.

Here are some general tips from remodeling authorities of the Douglas Fir Plywood Association:

1. Consider an addition to the end of the two-story dwelling if the house faces the street. If the existing house is boxy or cube-like from the front elevation, the added room can add to the appearance of length and actually improve the style of the home by providing a strong, horizontal, modern line. Seek advice from a qualified home remodeler about exact placement of the room—decide whether the front line of the new room should be flush with the front line of the existing house or stepped back from it. Pay careful attention to the shape of the roof: It sometimes is advisable to blend two styles—say a flat roof addition with an existing hip roof—rather than to have a small, weak echo of an imposing roof style.

2. If possible, avoid placing a smaller addition in the middle of a large existing wall on a two-story house. A small room jutting from the middle of a big wall will be out of scale and the new room is likely to look tacked on. There can be exceptions, as with almost any architectural rule. For instance, a flat roof with a balustrade or patio shelter to lend weight to the smaller added wing might bring the addition into pleasing scale with the existing mass. Again, the assistance of a qualified architect or remodeling designer is important.

3. The appearance of an older-style two story home with a gable roof frequently can be enhanced by extending a new room addition so that the new gable roof runs at a 90 degree angle to the existing roof. If this kind of new room is placed at a corner of the existing house, and is in scale with it, the result often is a surprisingly modern split-level appearance.

In all cases, the advice and assistance of a qualified home remodeler is valuable. So-called one-stop modernizers usually offer design assistance as part of their service, and some of them have licensed staff architects or experienced designers to find solutions to design problems.

A new Remodeling Guide published by Douglas Plywood Association, 1119 A Street, Tacoma 2, Washington, offers suggestions on evaluating the services of home modernizers, as part of a comprehensive look at home improvement projects. Along with ideas for specific remodeling projects for split-level homes, one-story homes, and two-story homes, the publication discusses financing methods, building code requirements, design problems and structural detailing. Copies of the DFPA Remodeling Guide are available from the plywood association for 25 cents.

Farm Families Put Basement Space 'To Work'

Many farm families are discovering that virtually unused basement space can be transformed quickly and economically into valuable living areas.

Some years ago farm families used the basement only for work activities, but today many are dividing and enclosing the space to suit individual needs. Here are just a few of the areas being built in farm basements:

1. Recreation room. An all-purpose room for relaxing and entertaining.

2. Cleanup Bath. A downstairs shower room and lavatory with storage space for clothes.

3. Hobby Room. Many families want a room for photography, music or other hobbies that require a good deal of space.

Practicability and good appearance must be combined in these rooms. Walls paneled with plastic-surfaced Marlite, which can be damp-wiped clean, are popular.

Available at lumber and building supply dealers in a wide variety of colors, woodgrains and patterns, Marlite can be installed with adhesive over old walls or new farming. It requires no finishing after installation; never needs painting or staining.

Free Plan Shows How To Save \$\$ In Rec Room

One of the most economical ideas for a basement recreation area is a common plumbing wall, which utilizes the same water supply for a refreshment bar on one side for instance, and a powder room on the other.

A free copy of a detailed plan showing how to build a bar-powder room around a common plumbing wall can be obtained by writing a post card to Home Service Wall Products, Inc., Dover, Ohio.


Low maintenance as well as economical installation is emphasized in the plan. The walls, bar and lavatory and sink counters are covered with plastic-finished Marlite. This paneling can be damp-wiped clean.

Marlite, which of colors and patterns at local lumber dealers, never needs painting or refinishing.

PROTECT TRAYS

To protect hand painted wood-ens trays from stains and ring marks left by wet glasses, spray on a coat of satin varnish, suggests the National Paint, Varnish and Lacquer Association. Before applying the varnish, be sure that there is no oil or grease on the surface by wiping the tray with a cloth wetted with odorless paint thinner.

Design For Fun and Relaxation



This gay-colored room possesses all necessary ingredients for pleasurable living. Here guests can be entertained and youngsters can bring friends to watch TV or listen to records. The comfortable contemporary green-covered couch is light in weight and easily pushed aside to make room for dancing. The interesting accessories in the grouping on the left create a musical corner. The prefabricated fireplace in Chinese Red is a fine gathering point for all family activities. Pulling the room together is the white vinyl asbestos tile floor in textured mosaic pattern by Kentile. Everything about this room has been designed for all year round fun and relaxation by Emily Malino, A.I.D., well known interior decorator.

Photo Good Housekeeping

Modern Kitchens In Booklet

"Does everyone gather in your kitchen at the end of the day—and kibitz while you work?"

If your answer is in the affirmative, designer Ving Smith has some practical ideas for providing plenty of room so that no one is under foot. Colorful layouts for spacious kitchens are included in the New York designer's new professional guide to room planning and interior decoration.

He shows how to incorporate work areas, dining facilities and leisure space into one compact room. Although highly imaginative, the kitchens shown in the booklet are practical as well as decorative.

Washable Decor

Plastic-finished Marlite paneling is used for the walls and ceiling to provide a permanent, washable decor. Modern accent colors are used to create eye-catching interiors. Other plans show how high-fidelity woodgrain panels can create a homey atmosphere.

Marlite is available at local lumber dealers in attractive colors, handsome woodgrains and decorator patterns. The washable paneling is highly-resistant to heat and moisture. Even grease can be removed with a damp or sudsy cloth without marring the decorative finish.

Plan Available

In addition to the kitchen plans, Ving Smith also discusses the bathroom, bedroom, recreation room and living room. Color photographs and illustration show how the ideas can be adopted by the reader.

A copy of Ving Smith's decorating booklet may be obtained by sending 25 cents to the Home Service Bureau, P. O. Box 652, Dover, Ohio.

EASY GOLD

Here's an easy way to get gold highlights on the carved portions when you refinish furniture. Instead of first enamelling the article and then trying to spot the carvings with gold, apply the gold enamel or lacquer first, the National Paint, Varnish and Lacquer Association suggests. After it has dried, paint or enamel the entire piece in the color of your choice. Before this coat has dried completely, rub it off the portions where you want the gold to show.

Room additions to existing homes cost about the same per square foot as does new house construction. The average square foot cost of a new house is \$15.

Dividers Are Useful In Bathroom

Don't overlook divider walls when planning a bathroom improvement project. Dividers which may take the shape of a full-height wall or low partitions, can give the bathroom more potential.

For instance, a divider gives the bathroom a "compartmented" design by creating definite areas. Dividers are functional since they can form one side of a shower, serve as a backing for a vanity, or be used for bonus storage space.

Easy To Build

It's easy to build a divider in a bathroom. One popular way is to install 16" x 8" Marlite planks over new framing. This durable plastic-finished hardboard does not require a solid backing, although it is easily applied right over old walls.

Highly-resistant to heat, moisture and high humidity conditions, plastic-finished Marlite can be damp-wiped clean. It never requires painting or refinishing. This plastic-finished hardboard paneling is available at local lumber dealers in four-foot wide sheets and 16" square blocks, as well as the planks.

Celling Blocks, Too

The four-foot wide panels are ideal for large wall areas. They also can be used in tub-shower areas. The blocks are designed specifically for ceiling installation. Marlite comes in a wide variety of colors, woodgrains and patterns.

SCAT!

If you have a cat, the pet can ruin a perfect varnish or enamel job by jumping on the furniture before the coating has dried. One solution, or course, is to keep the door to the room in which you are working closed. However, if this isn't possible, the National Paint, Varnish and Lacquer Association recommends using a quick-drying varnish—some dry in an hour—or a spray enamel or varnish which dries even faster.

Before adding a new room to your home, find out how to heat it. In most cases, your existing heating plant has enough capacity to heat a 16 x 20 foot addition.

Douglas Fir Plywood Association, 1119 A Street, Tacoma 2, Washington, is offering home owners a remodeling guide for 25 cents.

Here's a Page From the Home Gardener's Notebook —

Build A Patio, Then Landscape It

BY ALLAN SWENSON
Written for
Newspaper Enterprise Ass'n.

A patio or terrace provides extra family pleasure in outdoor living.

If you want the patio for lounging and entertaining, plan it close to the house, with easy access to Kitchen, or living room. If you want it for out door cooking and eating, locate it farther from the house, with the fireplace at the farthest side.

The simplest terrace to build is of flagstones or lightweight concrete blocks sunk in a bed of sand. Bricks are decorative; however, they are more work to lay. You may want treated blocks of end-grain wood, such as redwood, old railroad ties or telephone poles cut into sections four inches deep. Soak the wood in creosote if the blocks are not already treated against rot.

Use a carpenter's level, stakes and twine to outline for patio area. Slope the surface one or two inches in every 12 feet away from the house. If the soil contains clay dig it out and fill in with three inches of cinders or fine gravel, covered with two inches of tamped sand. If the soil is sandy or well-drained, four inches of sand is adequate.

Many flagstone patios have been put right on the unprepared surface of light soil. Winter tends to make soil heave, however. Weeds and grass between the stones are a nuisance, too. If you build under a tree, raise the level of the entire terrace slightly with sand, rather than digging down and cutting tree roots.

Landscaping the patio depends on the screening you want from busy areas, to prevent cross traffic and the kind of flowers, shrubs and plants you enjoy most.

For tall screening, use privet, hemlock or other hedge plants set one and one-half to two feet apart. If you have room for large shrubs, laurel, inkberry, Andromeda, ilex and yews are good evergreens. Forsythia, spires, lilacs, kerria and pepper bush also make good, large screens.

For a narrow space, a basket weave or picket fence makes a good screen that still lets the breeze through on hot days. Firethorn, ivy and Virginia creeper make good vines for covering a fence, as do bitter-sweet and climbing euonymus.

Many people like a low post-and-rail fence with climbing roses or hybrid tea roses. But if your terrace is small, better blend it into the lawn with a small border of annual flowers at one side. You can plant bulbs in the bed for early spring color.

If patio stones are bedded in sand, thyme and moss make an interesting pattern planted in the cracks. They are neater than grass, stand traffic and don't need mowing.

STRIPING EFFECT

Thin painted lines on furniture are becoming increasingly popular and smart, reports the National Paint, Varnish and Lacquer Association. If you can't buy a narrow-stripping brush or special tool, there's an easy way to make one. Pick a half-dozen long bristles from a clean brush and tie them with thin wire to a kitchen match or orangewood stick that has been dipped in glue. Dip the brushlet in thinned enamel, rest your wrist on the surface for a steady hand and draw toward you. A little practice will enable you to paint a true line.



"Maybe we should make just a LITTLE noise, Alex! My mother always hears me when I'm being too quiet!"

"CORRECTLY PROPORTIONED" READY MIXED CONCRETE

CUSTOM MIXED TO MEET EVERY JOB SPECIFICATION

PHONE 3-2561


DECATUR

READY-MIX CORP.

E. OAK and FORNAX STREETS
DECATUR, IND.

LET US INSTALL AN AMERICAN FURNACE

buy from us with CONFIDENCE
Look for this emblem



... and for Summer Comfort combine it with an

AIR CONDITIONER
FREE ESTIMATES!



HAUGK PLUMBING AIR CONDITIONING HEATING
209 N. 13th Street Phone 3-3316

Cut Sliding Doors From Marlite Panel

Sliding doors can be made quickly and inexpensively by cutting to size predecorated Marlite paneling, which does not require painting or refinishing.

This 1/4" plastic-finished hardboard paneling, which is designed to remain stable and resist hard wear, is easy to cut and fit. Sliding doors for kitchen or bathroom cabinets can be made by simply cutting this washable paneling to size.

Available at local lumber dealers in modern colors and high-fidelity woodgrains, as well as an eye-catching lace pattern, Marlite can be used to harmonize or contrast with the dominate color theme.

BLUE SKIES

A well-known decorator uses sky-blue ceiling as his trademark regardless of the color scheme of the home he's doing. His theory is that everything in nature looks beautiful against a blue sky; besides, this color makes any room look drier and more serene. The National Paint, Varnish and Lacquer Association recommends using a flat alkyl or latex paint.

IF THERE IS A NEW BUILDING IN YOUR FUTURE PLANS ...

CALL 3-3114

FOR YOST

READYMIX CONCRETE

10% Discount ON ALL READYMIX CONCRETE

YOST GRAVEL READYMIX, INC.

R.R. 1, Decatur, Ind.



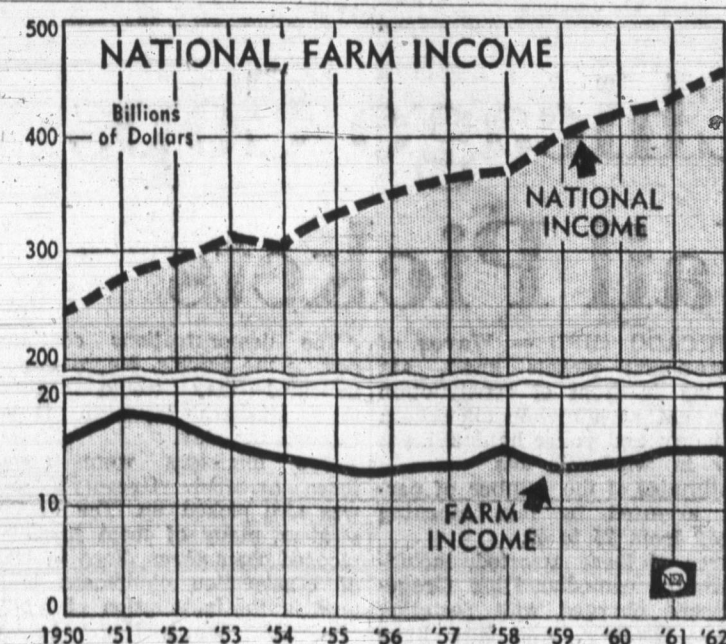
- LESS WASHING
- LESS HOUSE CLEANING
- LESS DRY CLEANING
- LESS RE-DECORATING

WITH CLEAN Filter Fresh, GENERAL ELECTRIC HEATING.

Call Today Free Survey & Estimate

Ashbauchers' Tin Shop

Established 1915
116 N. 1st St. Phone 3-2615
Decatur, Ind.



NATIONAL FARM INCOME COMPARED—Though the national income, 1950-1962, rose by 89 per cent, the farmer's share of the total declined from 7 per cent in 1950 to just 3 per cent of the total in 1962. Data as compiled by Population Reference Bureau.