

Keen Cooks Covet Clean Automatic Range Features

Electric cooking has always meant clean cooking, and practical new designs make it easier than ever before to keep this year's electric ranges clean.

Easy-to-clean features include recessed tops or cook-tops with raised rims which keep spilled food from running into crevices or down the side. Some free-standing electric ranges have tops that lift up completely for cleaning underneath.

Electric surface-cooking coils and rod-type broil and bake elements are self cleaning. As for ovens, some have linings that pull out for cleaning; others are completely lined with aluminum foil that can be replaced quickly.

Many parts of the new electric ranges are removable for sudsing at the sink or scrubbing in the automatic dishwasher. These include oven racks and broiler



Surface cooking elements on this new electric range stay tilted up while reflector bowls and trim rings are removed and washed. Control knobs are removable and recessed cook top contains spillovers.

Pans and reflectors, reflector bowls under surface elements and trim rings around them. Control knobs come off, and many of the new electric ranges have oven doors that can be lifted off; others have doors that drop straight down to make oven cleaning more convenient.

MAKE IT DARKER

Do you want to darken that light finish on the wood paneling in the den? Apply a darker varnish stain on the existing finish, says the National Paint, Varnish and Lacquer Association. Varnish stains are available in many shades. For a successful job, lightly sand the present finish to get a good bond for the varnish stain.

3 Hot Reasons To Consider Cold Days Ahead

Summer may seem like an odd time to think about winter comfort and heating economy, but for several reasons it's wise to insulate a house before cold weather sets in.

1. Insulating during the off-season is more convenient because contractors' crews aren't usually busy at this time.

2. The house will be fully insulated in time to provide extra comfort during the cool autumn nights that arrive well before winter.

3. A family will benefit during summer heat waves because, even without air conditioning, a well insulated house will be cooler than one that's inadequately insulated and much cooler than one that is not insulated at all.

Virtually any house can be properly insulated today, regardless of style, age or exterior building materials. The most popular way to insulate an existing house is by having mineral wool blown into attic floors between joists and into the spaces between wall studs. Mineral wool insulation contractors use a special pneumatic hose to force the insulation into every crack and cranny to form a complete blanket around the living area of a house.

One way to be sure a house is insulated thoroughly is to follow the Quality Home Requirements of the National Mineral Wool Insulation Association. These standards call for "blowing wool" or batts or blankets of mineral wool to be installed to provide a resistance to heat loss of R-19 or R-24 in ceilings, R-11 in walls and R-13 in floors over unheated spaces. The higher the "R" number the greater the ability to block the passage of heat.

Insulating a new addition or attic—where joists or studs are exposed—is a job that many families successfully do themselves. Building materials dealers have mineral wool batts and blankets labeled with "R" numbers to make selection easy.

BE SURE IT'S QUALITY PAINT!

Whatever you are going to paint be sure that you use a quality paint, advises the National Paint, Varnish and Lacquer Association. Quality paint is your assurance of thorough hiding power, a brighter color longer and a long-lasting, long-satisfying finish.

Modern Stock Woodwork Gives House Custom Look

Stock woodwork can give today's homes a note of distinction that only expensive custom carpentry once provided.

Two-story Colonials, split-level ranches, and low, rambling contemporaries—all are enhanced by decorative, functional woodwork.

A graceful stairway of wood in the center hall of a Colonial home, for example, sets a tone of inviting warmth and charm for the whole house. Staircases made of ponderosa pine and various hardwoods now can be bought ready to install. The carefully matched, machined parts are sanded and ready for assembly. To suit individual tastes, building material centers stock several styles of newels, rails, balusters, starting steps, treads, and risers.

Fireplaces, although no longer needed for heat, rank with family rooms as the most-wanted features in new homes. Graceful wood mantels and moldings can make a fireplace the focal point of living room, bedroom or family room in any home. Like wood staircases, fireplaces of ponderosa pine in many designs are available at building supply dealers.

There are dozens of ways wood molding can be used to lend character to an otherwise colorless room or to change its proportions without remodeling.

If a room is too long, for instance, it can be broken up by molding applied vertically at intervals to give a better sense of proportion. A chair-rail molding

This distinctive fireplace has air of traditional elegance, yet suits today's demand for simple lines and warm look of wood.

above a dado can add distinction and cut the apparent height of a high-ceilinged room. Moldings of different shapes are often combined to create cornices, valances and mantels.

Along with saving labor costs, stock woodwork has the advantage of taking a variety of finishes well. It can be painted, stained, waxed, or varnished. And when a home is being redecorated, the wood can be refinished to suit the new decor.

1963 Ranges Help Sell New Homes

Home builders can tick off several facts to explain the trend toward installation of electric ranges in new housing developments. Here are a few of those most often cited by builders:

Wide choice of design: whether a house is small or large, low-cost or luxury-priced, there's a suitable electric range for it. It may be a



Door of this built-in electric wall oven opens to either side.

complete, self-contained range, or built-in wall ovens and separate surface units.

Color flexibility: builders can give buyers a wide choice of kitchen color schemes with matching or contrasting electric appliances. Electric ranges are available in many attractive colors ranging from charcoal to white, as well as in stainless steel and copper finishes.

Sales appeal: women like modern all-electric kitchens. The convenience and efficiency of electric cooking help sell builder homes in a highly competitive market. Men are conscious of the added cash value of a home with an all-electric kitchen.

KEEP IT A "BLUE-CHIP" INVESTMENT

Have you taken a careful look at your biggest investment, your home, lately? Does it still have that "blue-chip" appearance it had when it was new? If not, a fresh paint job will quickly restore its original neat, bright appearance. It is not expensive to paint, says the National Paint, Varnish and Lacquer Association, but it is expensive not to paint!

OWNER'S SKILL CAN CUT COSTS OF REMODELING

There are few projects more satisfying to a home owner than those which involve substantial improvements to his house.

And, according to the Douglas Fir Plywood Association, the competent home owner can save a substantial amount of money through his own labor—but only if he has more than average skill with tools and paint brush, and is willing to work nights and weekends.

Douglas Fir Plywood Association, a non-profit trade organization in Tacoma, Wash., which provides remodeling information to home owners and contractors, suggests that do-it-yourselfers consider these pointers before taking on a part of an add-a-room project.

First, know your limitations. If you plan to paint your new addition, be certain you can do a good job of it. A sloppy finish job can make an otherwise good project look bad.

Second, don't attempt any structural work unless you are fully qualified for it.

Third, don't attempt and electrical or plumbing work. Most building codes require that these jobs be done by licensed craftsmen.

Fourth, be sure the lending agency involved will permit you to do part of the work; and be sure you can complete the job in the length of time set forth in the financial agreement.

Fifth, make a definite agreement with your contractor so that both of you know how much work will be done by the builder.

NEW ROOM STYLE SHOULD FIT HOUSE

Most remodeling authorities agree that a room addition should be carefully integrated with the existing structure so that the casual passerby cannot recognize it as an addition.

To accomplish this effect, the new addition should have similar, or at least complementary, roof design.


Siding materials also are important. However, it is not always possible to match siding exactly. The alternative is to choose a complementary siding material that blends well with the existing material. This solution often is preferred because it helps make the entire structure look more modern.

In any case, an artful blending of materials is preferred to a near-miss that was an attempt to match siding exactly.

Renters Now Want Ranges To Be Built-in

There's no need to settle for less when you're apartment hunting. Renters in Newington, Conn., found they were able to influence builder-landlord Frank T. Ferrigno to use built-in electric ranges when he was finishing the last 16 units of his 68-unit garden apartment development, known as Maurette Manor.

Ferrigno had used free-standing electric ranges in the first 52



New drop-in electric range is one of modern features that drew renters to all-electric Maurette Manor in Connecticut.

apartments. He found that renters liked the all-electric aspect of the one- and two-bedroom brick colonial apartments near Hartford, "but many people thought that the kitchens would be even more modern and trim-looking if we used built-in electric ranges," he said.

A local appliance dealer suggested installing one-piece drop-in electric ranges with brushed chrome cooktops because they would blend well with the apartments' stainless steel sinks. Drop-in electric ranges are popular with builders as well as their customers, because they are easy and inexpensive to install. They drop in between cabinets or between a wall on one side and cabinets on the other. Little carpentry is required for installation.

Small Wonders: Cool Shrimp On a Summer Day

There's nothing more refreshing on a scorching summer day than a cool shrimp salad attractively served as the main dinner dish. Even finicky eaters who flinch at the thought of fish frequently consider shrimp a delicacy.

Luckily, there's an abundance of these delightful little shellfish, and modern fishing, processing, and shipping methods make them available—fresh, frozen, cooked, and canned—in all parts of the country.

Also, luckily, today's new electric refrigerator-freezers are roomy enough to hold sumptuous salads without sacrificing space for fresh staples and summer supplies of cold drinks in cans, bottles, or tall frosty pitchers.

Here's one tasty shrimp dish to serve four or five people:

Bayou Salad

Dice a pound of cleaned cooked shrimp, one unpeeled cucumber, and a piece of pimiento; chop a stalk or two of celery and silver a wedge of Roquefort cheese. Toss all these ingredients with 1/4 cup each of vinegar and oil, plus salt and pepper to taste. Cover and chill for a few hours in the refrigerator before serving on a bed of crisp, blue-size salad greens. Garnish generously with tomato wedges, quartered hard-boiled eggs, stuffed green and pitted ripe olives, and thin strips of green pepper.

You might serve this handsome one-dish meal with hot buttered rolls, followed by a big bowl of sliced fresh peaches and strawberries topped with lightly sugared sour cream.

If you have a new electric refrigerator-freezer, you'll have an ample supply of ice for cool summer drinks. If you're serving on the patio, use bowls of crushed ice to keep the salad crisp and the dessert cold.

Here's a Page From the Home Gardener's Handbook —

Basic Tools Essential To Gardening

BY ALLEN SWENSON
Written for
Newspaper Enterprise Assn.

A hoe, a rake and a spade are the simple tools with which many a beautiful garden is made. Add a lawn mower, of course. To make gardening more pleasant, it will pay to have a number of other hand tools, too. A few you can make yourself.

Consider the kinds of gardening jobs you do most. If you turn a lot of soil by hand, by all means have a spade and a spading fork. Get a spade with a "D" handle and an almost straight blade with wide top for easier digging. The spade is ideal for digging precise holes and for cutting lawn turf. The spading fork works best in garden soil without a heavy sod and in gravelly or stony soil.

If you do much tree planting, making compost, grading or other general chores, the long-handled, round-pointed shovel is the best tool. Get a sturdy one with a strong but sharp blade. Also get a sturdy trowel with strong shank for small plants.

One hoe is usually sufficient as a general tool for cutting weeds,

cultivating flowers beds and gardens and for mixing potting soil. Get one with a blade not more than seven inches wide and four inches deep, which will enable you to reach between rows or individual plants. A second hoe with a narrow or "V"-shaped blade to work close to plants is a distant second choice. Often, a small hand weeder is handier.

In rakes, your No. 1 rake should be a long-handled steel one for raking stones and for digging dead spots in the lawn. If you have trees you also need the light-weight bamboo or spring metal lawn rake.

The choice between wheelbarrow and lawn cart depends on whether you need a carrier for heavy, tough jobs and rough terrain or for simpler, lighter garden chores. Most suburban gardeners find a lawn cart adequate.

A hose of either rubber or plastic is essential. Get one of good quality and look for large inside diameter to make watering faster. A piece of plastic sprinkler hose with tiny holes all along its length is excellent for watering long rows in the garden or flower bed.

A metal or plastic watering can, hand pruner, grass shears, hedge, shears, pole pruner, pruning saw and hand ax or hatchet are all useful if you need them often. You can make a shallow box with a hardware cloth bottom for screening soil or compost. Get a six by six-foot canvas or two on which to pile dirt when digging holes. Use it also to collect pruning and garden debris. These basic tools will simplify your gardening work and save you time to enjoy your efforts more.



SPADING WITH FLAT-TOP BLADE IS EASIER ON THE FOOT AND THE SHOULDER.

7" IS ABOUT THE WIDEST PRACTICAL HOE BLADE.

LONG-HANDLED SHOVELS ARE BEST FOR MOVING LOTS OF DIRT.

TO SIFT SOIL MAKE 18" SQUARE FRAME OF LATH WITH 1/4" WIRE MESH SCREEN.

WHEN DIGGING HOLES SAVE LAWN AND WORK WITH A CANVAS FOR DIRT.

U.S. Export Saves Work In Sweden

A Swedish housewife and magazine writer has introduced both English conversation and American electric dishwashers to a group of her friends in the Swedish city of Lidingsjö.

Mrs. Ejvor Hjalmarsson, a writer for "Hem i Sverige" (Homes in Sweden) is the wife of a former Swedish delegate to the United Nations. Four visits to New York, while her husband Jarl was with the UN, gave her the chance to polish her



English. It was also during these visits that she discovered the joys of having an electric dishwasher.

Upon her return home, she had an American-made automatic dishwasher installed in her kitchen. "It's wonderful," she says. "I use it every day for everything except wooden things."

Mrs. Hjalmarsson is so enthusiastic about her automatic dishwasher that during the past year she has influenced five members of her local English conversation club to get dishwashers of their own.

"Electric dishwashers are not very common in Sweden," she says, "but I believe that during the last year more of them have been sold here than during the preceding 10 years. As far as I know, the only automatic dishwashers in Sweden are American made," she adds.

COOK CLEANER

Cleanability is a hallmark of the new electric ranges. They're designed to stay cleaner and to be easier to clean. They also help keep your kitchen cooler, since heat stays in the fully insulated oven and surface units transfer heat directly to pots and pans, not into the room.

BACK YARD FINE FOR FAMILY ROOM

The rear of the house often is the ideal place for a family room. In most cases, if the family room is added at the back of the house, it is separated from the sleeping area and can double with the existing living room as an entertainment area.

Many families prefer to have their new family room addition open off the kitchen or dining room.

In any case, the addition of a family room at the rear of the house will create an "L" shaped structure. The shelter area between the arms of the "L" makes an excellent spot for a screened patio or terrace, and this outdoor living space often can be arranged so that it connects with the rest of the house with a sliding glass door.



- LESS WASHING
- LESS HOUSE CLEANING
- LESS DRY CLEANING
- LESS RE-DECORATING

WITH CLEAN Filter Fresh, GENERAL ELECTRIC HEATING.

Call Today

Free Survey & Estimate

Ashbauchers' Tin Shop

Established 1915

116 N. 1st St. Phone 3-2615
Decatur, Ind.

It's So Easy.... to Build with DECATUR READY-MIX CONCRETE

JUST CALL 3-2561

and WE POUR the proper Mix to Meet your specifications.


DECATUR READY-MIX CORP.
E. OAK & FORNAX STS. DECATUR, IND.

LET US INSTALL AN AMERICAN FURNACE


buy from us with CONFIDENCE Look for this emblem



ELECTRIC HEATING-COOLING DEALER



and for Summer Comfort combine it with an AIR CONDITIONER FREE ESTIMATES!



HAUGK PLUMBING AIR CONDITIONING HEATING
209 N. 13th Street Phone 3-3316

EXTRA-PROTECTION

in Each Brushfull... Sun-Proof HOUSE PAINT
Fume-Resistant • Self-Cleaning Contains Vitelized Oil
More than 100 colors to choose from!

BOWERS HARDWARE CO., INC.
236 W. Monroe St. Phone 3-2021
Free Parking For Customers

PITTSBURGH PAINTS keep that color looking longer!