

## New Improved Products Now Ready for You

Factory-finished hardboards by Masonite Corporation now are available at lumber yards in two woodgrained series — walnut and cherry. Economical and durable, these dent and wear-resistant hardboards are kept in prime condition by occasional damp-wiping.

In the walnut line are three color choices, designed by Faber Birren: Glacier, Tawny and Sable. He selected three colors in cherry: Natura, Frosted and Honeytone.

Both series come in 4'x7' and 8' panels. In addition the cherry

hardboards come in 16"x96" planks for easy installation with clips.

## Hardboards Save Craftsman Time

Bench and counter tops, cabinets, closets, furniture and doors can be built quickly and economically by using Masonite hardboard panels. In most cases, Tempered Presdwood should be used; in others, consider the new woodgrained panels in various tones of walnut or cherry. Sliding shelves, trays and hinged doors should be built of Tempered Duolux, which is smooth on both sides.


## STRUCTURES BUILT WITH DECATUR READY-MIX CONCRETE

- STURDY
- ECONOMICAL TO BUILD
- MAINTENANCE COST IS LOW

## DECATUR READY-MIX CORP.

E. OAK & FORNAX STS. DECATUR, IND.

## FEDDERS SOUND BARRIER AIR CONDITIONERS



## QUIETEST of all TESTED

BY INDEPENDENT LABORATORY

Here's proof that you can count on quiet, restful comfort with a Fedders air conditioner... by day and by night! In a laboratory test verified by National Consumer Testing Institute, leading independent testing laboratory, a Fedders Sound Barrier air conditioner proved to be the quietest of six leading national brands... by margins up to 49.9%.

There's a model for every requirement... in all cooling capacities and all voltages. Come in today... and enjoy the world's finest air conditioner in your home tomorrow!

## EASY MONTHLY TERMS

AS LOW AS  
From 4,000  
to 24,000  
BTU.

**\$158<sup>88</sup>**

**HABEGGER-SCHAFERS**

FREE PARKING FOR CUSTOMERS  
SCHAFER'S LOT - NORTH FIRST STREET

## GETTING THE MOST... FROM YOUR GARDEN

by Dr. W. A. Liddell  
Director of Information, Agronut Seed Company

### WHAT'S IN YOUR FRONT YARD? GRASS OR A LAWN?

There's a big difference, you know! Most of us have grass of some kind, but many of us, to judge by the questions in the mailbox, wish we had something better — a lawn.



Now, it's not too difficult to grow grass of a sort. Most front yards have dirt of some kind, and some kinds of grass will survive for a year or two in almost any kind of soil. Crabgrass, for example, seems able to persist almost indefinitely on even the poorest soils, provided there's no competition from other plants!

But this is not a lawn, and in terms of overall expenditure of time, effort and money, it doesn't take much more to have a decent lawn in your front yard than it does to have just grass. Maybe a couple of hours more in the early spring, early summer and early fall, but possibly a few hours less of lawn-mowing.

The first requirements for a lawn are these: a general understanding of what a lawn really is, and a general plan of action to have a lawn in your front yard, instead of just grass.

A lawn, we have said many times, is really a garden. Just as you wouldn't think of having a garden without at least a minimum plan of action, so with a lawn, some kind of reasonable program will produce wonderful results in converting your front yard from a patch of non-descript grass into an attractive area of restful green from early spring until the onset of cold weather in the late fall.

Here are the basic elements for such a program:

**Fertilizer.** Many of us have come to recognize the importance of early spring fertilizer for the lawn, but "follow-through" applications in late spring and late summer are needed to maintain the steady uniform growth and vigorous green color. This is the kind of program followed by the turf experts at such well-known institutions as Yankee Stadium, where the grass is usually greener in late August than on

many of our lawns even as early as mid-June.

**Water.** Most turf grasses require about one inch of water every week or ten days, to keep going through the summer. Drought does not ordinarily kill the perennial turf grasses. They come back with autumn rains, but it takes irrigation — not just casual sprinkling — to maintain steady growth.

**Mowing.** For most of us, lawn care begins and ends with mowing-and-maintenance. This is unfortunate, because without the other basic elements of a lawn program, most of us would be better off to let the grass grow without mowing for a year or two!

The closest cropped lawn isn't necessarily the best looking or the healthiest. It is much better for the looks and well-being of your lawn to think in terms of removing at most only 1/2 of the height of the plants when you mow. Also, you would do well to resist the urge to mow during hot, dry weather. Grass in shady areas under trees usually does better if allowed to grow taller.

**Weeds, Pests, Diseases.** The chemical industry has developed effective weapons to combat many of the enemies of a good lawn. Your garden supply shop is ready with good advice on choosing the right material for your particular problem.

It's not necessary to become a worry-wart about the grass in your front yard. These fairly simple steps will help you to convert it into a lawn.

For a free booklet to help you have a rich green turf, print your name on a postcard and send to Living Lawns, Agronut, PO Box 406, New Haven 2, Conn.

### WASH WINDOWS SAFELY

Stock wood windows now come with removable sash that allow easy, safe washing or painting of both sides from inside the house. The sash simply lift out of the frames without the use of tools, and can be replaced just as easily. A woman can remove these new wood window sash as efficiently as a man can.

### LOUVERS LOVED

Wood louver doors continue to grow in popularity as a home building and decorating material because of their natural beauty and versatility. The man of the house finds louver doors practical for closets, cabinets and room dividers. His wife finds the warmth and richness of wood ideal for decorative purposes.

There are 75 miles of paved roads on the site of the U.S. Air Force Academy near Colorado Springs, Colo., plus 25 miles of improved, but not paved, roads.

## “AND FURTHER... GENERAL ELECTRIC




Air Conditioning ENHANCES THE VALUE OF YOUR HOME

CALL US TODAY FOR DETAILS AND FOR SURVEY

NEW LOW PRICES  
**ASHBAUGH'S TIN SHOP**  
Established 1915  
116 N. 1st St. Phone 3-2615  
Decatur, Ind.

## HEADQUARTERS FOR WELDWOOD PANELING

you've seen on TV\* and in favorite magazines\*



Add beauty to your home!  
Choose from our wide variety!  
A type for every budget!

\*ABC-TV Ron Cochran "Evening Report"  
\*NBC-TV Edmund O'Brien "Sam Benedict"  
\*LIFE, BETTER HOMES & GARDENS, AMERICAN HOME, HOUSE & HOME

as low as **\$6.40**  
**20c** for a 4' x 8' panel  
per sq. ft.

**DECATUR-KOCHER LUMBER, INC.**

111 W. Jefferson St.

Call 3-3131

## Windows Of Wood Save Heat

More than a million families now live in electrically heated homes, and many thousands more are turning to electricity for house heating each year.

Reasons for the big switch to electric heating include greater cleanliness and comfort, individual room thermostats, low-cost installation, and space saving, since no storage tanks or bulky furnaces are involved.

To fully enjoy electric heating, families planning to install it should be sure to:

1. Insulate the house thoroughly
2. Use storm windows or insulating glass
3. Install quality windows

Most home owners know the importance of thorough insulation and storm windows in keeping heating costs down and in making their homes draft-free and comfortable, but the value of wood windows in conserving heat and adding to comfort is not so well known.

Wood windows perform several important functions in an electrically heated home. They cut heating costs and make the home more comfortable.

Wood is a "warm" material, a natural insulator. Wood windows reduce the conduction of heat through the frames, the sash and the glass.

Since stock windows made of ponderosa pine are efficiently weather-stripped to hold air infiltration to a minimum, they are doubly effective in keeping electric heating costs low.

Another advantage of wood windows is that condensation is no problem, especially if insulating glass or triple glazing is used in colder climates. Frost will not form on wood sash and the glass will be free of frost or moisture.

This is especially important in an electrically heated house, since one of the benefits of electric heating is the comfortable humidity level that can be maintained throughout the winter.

For more detailed information about the importance of quality windows in electrically heated homes, write to Dept. HP, Ponderosa Pine Woodwork Association, 39 S. LaSalle St., Chicago 3, Ill., for a free booklet.

## Improve Closet With Short Rods

Closets often are space wasters because of inadequate planning.

To build up the storage capacity, remove the long clothes rod and substitute a short one in each wing. On the now accessible back, nail up some 3/4" furring at 16-inch intervals and top the strips with Masonite Peg-Board, gluing and bradding it so the wood strips fit between rows of holes to give maximum storage.

Metal fixtures for holding shelf brackets and other fixtures for supporting clothing and other items fit any of the holes.

Garments formerly cluttering up the center of the closet now hang at both sides, freeing the back for more extensive storage facilities. The previously unused upper reaches of the closet can be similarly lined.

Also, don't neglect the inside of the closet door. Here can go brackets and fixtures to hold shoes, hats, neck ties, and other items.

## Labor Savers Aid Working



BY ALLAN SWENSON  
Written for  
Newspaper Enterprise Assn.

Short cuts that save garden work are important year-round assets. During colder months is the best time to plan some simple tasks that will help you during the growing season.

For filling in bare spots in the lawn, mix one pound of your favorite lawn seed mixture with a bushel of screened topsoil or compost that is fairly dry. When ready, stir the packed bare earth, add this mixture and tamp it down.

Get an asparagus cutter to dig out big, taproot weeds, root and all. This cutter has a steel shaft with a narrow, "V"-shaped blade at the end. It cuts roots many inches below the ground level.

To frequently spread a little fertilizer, obtain a small seeder to strap over the shoulders. It has a small canvas hopper, a crank and a rotary blade spreader.

To save work trimming grass along walls or fences, put in a mowing strip before the grass grows. Install bricks or small slates flush with the soil surface. Or install a metal strip root barrier. Dig out topsoil between it and the fence or wall, and fill with gravel, lightly tamped.

Bothered by chickweed spreading through your grass in the cool weather? Spray it with Silver (2, 4, 5-TP) weed killer, before the lawn starts to grow.

Planning to install some new trees or shrubs? Get one or two pieces of canvas, six feet square, on which to pile dirt from holes. It makes cleaning up much easier. The canvas is handy in pruning, thinning or general chores. Just throw the trash on it as you work, then fold over the corners and haul it away.

If you dread spading a garden or flower bed, look up a rental rototiller, if you don't own one. It is ideal for digging soil fairly deep. Use the rototiller several weeks before you plan to plant so that fluffed up soil can settle a bit.

Sharpen hoes and shovels and other tools before you need to use them. It will save you hours of time and effort, and prevent blisters, also. Do you plan to move some shrubs or small trees in a year or two? Then root-prune them this spring, and again this fall. For small plants, but straight down to the full depth of your spade (about 9 inches) in two parallel lines on opposite sides of the bush. For larger plants, dig two parallel trenches a foot or two deep, and fill them in next fall, cut the roots on the other two sides of the plant. This forces many new roots into a fine ball, facilitating transplanting.

## JOIN THE REST

## BUILD WITH THE BEST!

JUST CALL 3-3114

FOR

**YOST**

READYMIX CONCRETE

10% Discount ON ALL READYMIX CONCRETE

**YOST**

GRAVEL

READYMIX, INC.

R.R. 1, Decatur, Ind.

## SPECIAL 4th JULY WEEK

SAVE NOW  
**MOORE'S TOP QUALITY**

WHITE  
**HOUSE PAINT**

**\$5.95 GAL.**

MON., JULY 1 thru SAT., JULY 6th  
OPEN FRIDAY NITE UNTIL 9 P.M.




PHONE 3-3630  
158 S. 2nd St.

## LET US INSTALL AN AMERICAN FURNACE

buy from us with  
**CONFIDENCE**  
Look for this emblem




I&M RECOMMENDED  
**ELECTRIC HEATING-COOLING DEALER**



... and for Summer Comfort combine it with an  
**AIR CONDITIONER**

FREE ESTIMATES!



**HAUGK**

PLUMBING  
AIR CONDITIONING  
HEATING

209 N. 13th Street

Phone 3-3316