

An expert carpet mechanic unrolls carpet padding over the plywood subflooring in this new house as one of the first steps in completing a wall-to-wall carpet installation. Builders report that new home buyers are saving several hundred dollars in construction costs per house by electing to have carpet, as the finished floor, laid directly over sturdy, but inexpensive plywood subflooring.

Properly Planned Family Room Makes Versatile Recreation Center

A family room, being what its name implies — a room for the entire family to share and enjoy — demands special attention when it comes to planning if it is to provide the necessary versatility and usefulness.

Unlike any other room, it must serve as a combined hobby, relaxation, play and entertainment center for every age group in the family. For it to accomplish this with any degree of practicality within the space available in most houses requires careful planning.

THE IDEAL SITUATION, of course, is to include a family room when building a home, or add a room to your present house. That way there are fewer limitations as to its placement, shape and size. However, suitable space can often be found in the basement, a space bedroom or an attached carport or garage. Since the latter often adjoin the kitchen

they offer an ideal location. Whether new or remodeled, however, the room should be made as large as finances and space will permit as a practical family room needs space to spread out.

Otto F. Wenzler, architectural consultant of Libbey-Owens-Ford Glass Company, advises locating the family room as far as possible from the formal living areas so each can have privacy and the inevitable noise will not disturb the house. Wall and ceiling insulation also will help.

Built-in storage is essential, the architect added. Remember that this is where everyone in the family will center his or her hobby activities and plenty of cupboards will be needed for the sake of neatness.

A **SERVING COUNTER** or "snack bar" with enough equip-


ment to prepare light lunches and refreshments will come in handy especially if the family room is not located near the kitchen.

Since floors, walls, tables and chairs will take more than an average share of hard use, they should have durable, easily maintained coverings which clean easily and resist wear. Mr. Wenzler advises shying away from furnishings which are too frail to stand up under constant use.

Make use of windows wherever possible. When remodeling, it's a relatively simple matter to replace small, narrow windows with Thermopane insulating glass picture windows which will let in plenty of light and make the room seem larger. If the family room adjoins a patio, or there is room to add one, join the two with sliding glass doors for extra summer-time fun.

"REMEMBER that a family room is one spot which is everybody's business," Mr. Wenzler said. "During the planning stages make it a family affair and include some provision for the activities of all concerned."

Wall Shelves Are Answer To Book Storage Problem



WALL SHELVES offer a simple and inexpensive means of expanding book storage. Easy to install, they transform wall space in forgotten corners into a functional asset. Here, a series of shelves flank a floor-to-ceiling Thermopane insulating glass window, adding color and convenience to an otherwise blank hallway wall. Several types of easily mounted suspension systems are available.

When dwindling storage space makes it hard to keep a growing collection for books within easy reach, consider the possibility of wall shelves. You'll find they are easy to install and make an ordinary wall into a functional as-

well as a decorative asset.

Once you begin studying your home, it's surprising the number of places you will discover for bookshelves in such locations as the living and family room, den,

bedrooms and even hallways, point out designers of Libbey-Owens-Ford Glass Company. And, room size is of little consequence as the average shelf takes up only about a foot of the width or depth which is hardly noticeable.

ONE OF THE HANDY things about wall shelves is their versatility. They will fit successfully into practically any nook and handle a remarkable number of books in a comparatively small space. They can be used to line an entire living room wall, transforming one end of it into a restful library. Built into the headboard, they make a handy study alcove around a bed and surrounding a fireplace they make a comfortable reading center. Doors and windows are no problem as the added depth of the shelves is merely framed at these openings. Different types of suspension systems are available, some which permanently fix the spacing of the shelves, others allowing for up or down movement as the need requires.

IN HOMES with Thermopane picture windows, the shelving can be installed in the space under the windows to add to the attractiveness and utility of the room without hampering the view. Where floor-to-ceiling glass areas open up an entire outside wall, the shelves can be built into a room divider or against an interior partition.

Also, remember that bookshelves can do double duty as a display place for trophies, hobbies or valuable china or bric-a-brac which can be tastefully arranged on shelves or in individual sections.

Mirrors Can Help Solve Light Problem

The problem of "not enough light" which often stands in the way of building an extra room in the basement or attic frequently can be solved by the use of Parallel-O-Plate mirrors. Mounted at strategic places, wall-length mirrors serve a double purpose, reflecting and thus multiplying available light while adding a feeling of spaciousness.

MILLION STRONG

There are one million carpenters in the U. S. and probably another ten million who tinker with wood on weekends and during vacation. Few towns are so small they do not boast a trained carpenter.

FIRST EXPORT

First product shipped from the New World to England was clapboards made in Virginia from pine. Today most of the 40 billion feet of lumber cut in this country are needed to build new homes, schools and churches as well as farm structures for a growing nation.

WINDOWS IMPORTANT

A window should be more than just a hole in the wall. To make windows important and to make them a lovely feature of the room, frame them beautifully in wood. Many window frame styles are possible, and the wood can be stained a lovely, natural wood color if you want to avoid paint. Hard-wearing Douglas fir is frequently recommended for windows.

TEN-YEAR PLAN


Lumbermen and paint and varnish manufacturers have formed a joint research committee whose aim is to perfect a trouble-free exterior coating for lumber siding which will last ten years.

WASH SIDING

Best way to clean and freshen painted wood siding is to scrub it with a solution of detergent. Use a long handled scrub brush for the job. Rinse with the garden hose.

SPEED WEATHERING

To speed the weathering process for western red cedar siding, occasionally spray the house walls with water from the garden hose.



THE TOTAL ELECTRIC HOME that proudly displays this Gold Medallion is equipped with flameless electric heating and appliances. Full Housepower Wiring and light for living. And tomorrow it will still be as modern as it is today.



Gas, the nation's Number One house heating fuel, now heats 22,000,000 homes across the nation. Gas is tops, too, in efficiency, safety, economy and dependability. A million families switch to gas heat each year.



NEAT, COMPACT and worry-free is this combined central heating, laundry and play area now featured in many new all-gas homes. This arrangement permits conversion of basement into extra recreation space.

BASIC SYSTEMS OF ELECTRIC HOUSE HEATING



Wall panel heaters have heating coils behind a decorative grill. Small fans may be used with this thermostatically controlled unit.



Ceiling cable heat is invisible. Wires less than 1/4" thick are fastened to ceilings before plastering. Each room can have a thermostat.




Heat pump heats home in winter, cools it in summer. It's automatically reversible and maintains any desired year-round temperature.



Baseboard units heat by both radiation and convection. All surfaces are warmed evenly, and control is by individual room thermostat.



Electric furnaces provide compact central heating systems which can be combined with central air conditioning for year-round use.



Many new homes are being built with circular fireplaces functionally installed in the middle of the living room. This one in a California house designed by Neutra achieves added beauty by using stainless steel hood and ductwork.

SEE COMPARE HUMPHREY TENSION SEALED ALUMINUM COMBINATION STORM WINDOWS AND SCREENS

- Made from highest quality ALUMINUM. 100% rustproof.
- Self-lubricating. Smooth-gliding action.
- Completely maintenance free. Made to be forgotten.
- Streamlined appearance. No ugly screws showing.
- Combination windows made-to-order locally at no extra cost.
- Self-cleaning. Easily removed from inside for cleaning.
- EASY TERMS.



KOHNE

WINDOW & AWNING COMPANY

711 Winchester St.

Phone 3-2259

COAL GAS OIL HEAT?



Whatever your choice of fuel may be... our Heating Experts are always ready to help you solve your heating problems.

FREE ESTIMATES

On Any Type Furnace For Your Home.

Expert Workmanship

By Trained Employees.

Financing Available

Have A Gas Permit?
Call Us Now!

HAUGK

PLUMBING
AIR CONDITIONING
HEATING

209 N. 13th Street

Phone 3-3316

You'll Be Money Ahead and Trouble Behind

If You Use
DECATUR

READY-MIX CONCRETE

for Foundations, Floors, Steps and other parts of your new building. **DECATUR READY-MIX CONCRETE** is quality concrete—accurately proportioned and properly mixed.

REMEMBER THE NUMBER 3-2561

DECATUR READY-MIX CORP.

PHONE 3-2561

E. OAK & FORNAX STS.

DECATUR, IND.

YOU CAN
HAVE THE
BEST ...
JUST CALL
FOR
YOST

READYMIXED
CONCRETE

For Your
Construction!


DIAL
3-3114

YOST
GRAVEL
READYMIX
INC.
R. R. 1, DECATUR
PHONE 3-3114

TIRED of FIRING the FURNACE?

USE YOUR
GAS PERMIT

Let Us
Install A



GAS FURNACE

G. E. Automatic Heating
Ends Fuss and Bothers

for a FREE Estimate
Phone 3-2615

ASHBAUCHERS' TIN SHOP

Established 1915
Heating, Roofing, Siding, Spouting, Air Conditioning
116 N. 1st St. Decatur, Ind. Phone 3-2615