


## Keep Tank Clean



Water heaters will provide cleaner hot water if drained monthly to remove dirt and rust which accumulates in the bottoms of their tanks. It is not necessary to drain them completely. A simple procedure is to keep a 10 or 12 quart galvanized steel pail near the drain outlet, and once a month fill this pail with water taken from the water heater tank.

## Basements Are Bargains, Provide Low-Cost Space

In planning a home, remember that a basement is a bargain buy, many builders advise. It provides, they point out, a great deal of additional space at far less cost than equivalent area above ground. With families nowadays demanding more storage and recreation space, basements therefore are a logical and economical answer to their needs, the builders say.

## BUILD TODAY THE CONVENIENT WAY

## PLANNING TO BUILD?

Get the advantages of...

## DECATUR READY-MIX CONCRETE!

It is uniform. Every batch is high quality. It offers the right "mix" for your job. It is easy to place and finish. It is water tight, fireproof, strong, enduring.

## DECATUR READY-MIX INC.

E. OAK and FORNAX  
Phone 3-2561

## How's Your Flooring I.Q.? Check It Here

How is your Flooring I.Q.?

If you're planning to build or buy a home, one of the subjects it would be worthwhile to "bone up on" is the grades and types of oak flooring available. Oak is the flooring choice for most rooms among the vast majority of home owners.

Perhaps, like many laymen, you are under the impression that "No. 1" oak flooring is the highest grade. That's incorrect. The designation, "No. 1", is trade jargon for No. 1 Common, one of the economy grades.

The top grade of strip oak flooring is known as Clear. Next is Select. Both of these are available either in quarter-sawn or in plain-sawn stock.

No. 1 Common and No. 2 Common follow in that order. They are produced only in plain-sawn stock.

The difference in grades is chiefly in appearance, with the higher classifications being more uniform.

In addition to the strip style, oak can be obtained in random-width planks, in unit-blocks of solid wood, in plywood blocks and in conventional parquet. All are available in a variety of sizes. In most areas of the country the most popular choice is the strip style in 2 1/4-inch width. The thickness used most extensively is 25/32 in.

Both unfinished and prefinished oak is manufactured nowadays. The pre-finished kind is ready for service immediately after installation. For that reason it often is used in remodeling. Unfinished oak can be finished in any color tone desired after it has been installed.

## Laundry In Bathroom Cited For Efficiency

"One of the best and most convenient places for laundry equipment is the bathroom, and the trend is to put it there," reports "Today's Home" magazine. "Plumbing connections are cheap and easy—all water pipes and drains are right at hand. The bathroom, and its adjacent bedroom area, is where most soiled clothing originates and where it is stored after laundering. The bathroom laundry thus eliminates many steps and much unnecessary carting of wash."

If you have been planning a separate laundry, consider the advantages of combining its space with that of the bathroom, the publication urges. Both bathroom and laundry will benefit by having enlarged quarters. The combined area will likely be large enough to accommodate a sewing center, or be useful for other purposes.

## Things A Bride Should Know

Most brides-to-be arrange to have chats with mother to find out things a new wife will need to know. There are some things, however, that mother may neglect to tell her daughter. One is how to get greasy, sooty range burner parts clean the easy way.

Without the proper technique, the new bride can quickly get bogged down in scraping, scouring and scrubbing grimy range parts when actually, as many more experienced housewives know, it's quite simple.

Simply, soak the dirty range parts overnight in a galvanized steel pail filled with a solution of one cup ammonia, two tablespoons detergent and two gallons of water. In the morning, wipe the range parts with steel wool to make them as bright and clean as new. Using the steel pail for the job frees the sink for other chores.

## Steel Can Is Handy Storage

It pays to keep a few supplies handy for use during an emergency situation, civil defense officials point out. Even if an enemy attack never occurs, these supplies are convenient to have on hand during a flood, after a fire and even when gas and electricity are temporarily disconnected.

Among the items listed by civil defense officials as being emergency supplies are bottled water, canned food, flashlights and extra batteries, candles, matches, blankets and durable extra clothing for each member of the family.

A convenient way to store these materials is to place them in covered galvanized steel garbage or ash cans. Fire, moisture and rodents cannot damage these containers or their contents.

## Carports Offer Storage Space

Carports not only give a home more sweeping lines when the roof sections are carefully designed, but they offer a wide variety of additional storage space.

One of the cleverest ideas of the season is the use of a free standing storage cabinet in two-car carports for a divider wall.

When designed in the same wood as the rest of the carport, the carport storage sections can become an attractive addition to most homes.

They offer a multitude of storage room. The fisherman-hunter can keep his more odorous gear out of the house, yet under lock and key. The same for golfers and other sports-minded men.

To give maximum utility, most of these storage walls are designed with sliding doors, to protect cars from bumping and scratching.

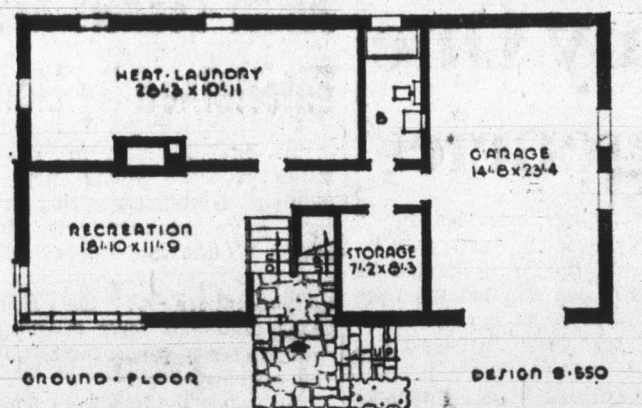
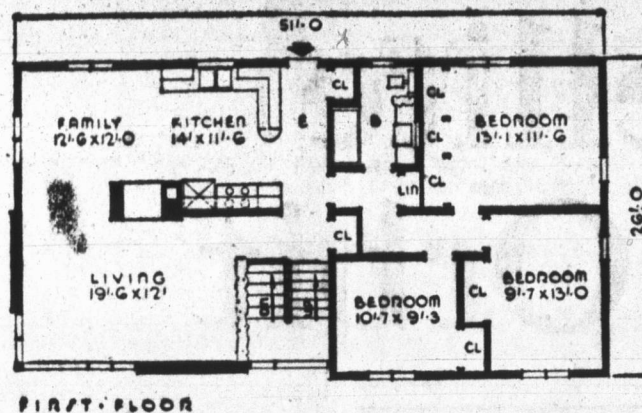
Of course, the storage walls whether along the outside wall of the carport, or used as a divider section, should be finished to match the remainder of the exterior siding of the home, whether stained, painted, oiled or left natural.

## Free Oak Floor Booklet Is Aid To Home Buyers

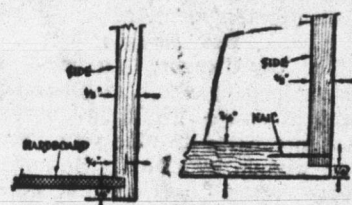
A highly informative 32-page booklet on the selection, installation, finishing and care of oak floors can be obtained without charge by writing the Oak Flooring Information Service, 75 E. Wacker Drive, Chicago 1, Ill. Just ask for a free copy of "Oak Floors for Your Home." A postcard is sufficient.



A SMALL HOUSE PLANNING BUREAU DESIGN NO. S-550



## Seal The Surface To Protect Finish



Hardboard that you use for work table tops should be sealed to protect its smooth surface from dirt and grease. Many handymen prefer to use a clear penetrating wood sealer for this, because the finish doesn't build up a heavy surface film that could be marred or worn from use. Although hardboard is tough and dense, you can cut it with regular woodworking tools.

## Look To The Walls For Draft

Home-owners who are puzzled by chilling drafts along floors even when all doors and windows are closed should look to their walls for the answer. Chances are the trouble is lack of insulation.

A cold, uninsulated wall chills the air next to it. Since cold air is heavier than warm air, the chilled air drops to the floor and goes scudding across it in a constant cold draft.

Mineral wool insulation helps prevent cold walls by blocking the passage of heat. The walls stay warmer, drafts are eliminated, and room temperatures are more healthfully uniform.

## Oak Floors, Area Rugs Serve Double Purpose

An "L" shaped living-dining room is particularly well suited to the use of beautiful oak flooring with a pair of matching area rugs according to interior designers. The rugs, one in each area, create the desired degree of separation between the sections. At the same time, the fine oak flooring provides the effect of continuity needed to avoid a "cut-up" appearance.

## How to Repaint Hardboard

If you know the techniques of repainting natural wood, repainting hardboard can be just as quick and easy.

The same rules apply, because hardboard is reconstituted natural wood, but has many advantages over natural wood so far as painting is concerned.

As to painting, you should remove all dirt, grease, and loose material on the hardboard surface. Be sure to pull or reset any loose nails with a countersink, and putty and prime the holes.

Where the paint film is damaged, clean the surface thoroughly. Use a sanding block to "feather" the edges of the paint film around the damaged area. Then spot prime it. When the primer is dry, sand the area and give it one or two coats of finish paint. If the paint film is in good condition, you don't need to prime it. Give it a light sanding (use No. 3 grit sandpaper) and apply the finish coats.

Old paint peeling? Then moisture is probably to blame.

All loose paint must be removed before you repaint the surface. Feather the edges and spot prime for best results.

But before you apply any paint, be sure the surface is thoroughly dry. Too, finish coats shouldn't be applied until the surface has been sealed with a primer coat.

Generally speaking, you should:

1. Apply a primer-sealer to protect the hardboard surface from absorbing moisture and to provide a base for the finish coats.
2. Painting improves the appearance and increases the service life of hardboard.
3. When properly sealed and protected from the elements, hardboard makes an excellent construction material—indoors and out.

If you're interested in a booklet on this subject, "Menace of Moisture," write to:

The National Paint, Varnish & Lacquer Association, 1500 Rhode Island Avenue, N. W., Washington 5, D.C.

## To Drill Hardboard

For drilling hardboard, use standard twist drills, a brace and auger bit, or a push-pull yankee drill. For best results, you should drill from the surface that will be exposed.

**DESIGN S 550.** The flair for the modern that distinguishes the exterior appearance of this house continues throughout the interior. Upon entering, there is a roomy vestibule at grade level, with open steps up, that places you in the center of the house. The living room across the front appears very spacious because of the open stairs and a two-way masonry fireplace. The cheerful kitchen is ideally situated. The bathroom is just a step away as are three bedrooms with large wardrobe type closets. Down 1/2 flight from this same vestibule is the recreation room. A short hall leads to another bathroom. Space for games and general storage is directly across the hall while another door leads directly to the economical garage located beneath the bedrooms.

Interesting in its exterior design, brick veneer continues around the lower portion, extends to the underside of the eaves to frame the living and recreation room windows. Vertical V-joint siding, low pitched roof and wide eaves complete the picture. 24,210 cubic feet includes both floor plans with a ground coverage of 1,299 square feet.

For further information about DESIGN S 550, write the Small House Planning Bureau, St. Cloud, Minn. In Canada, the Small House Planning Bureau of Canada, St. John, New Brunswick.

## Window Placement Can Help Cut Light Bills

If you plan window arrangements in your new house acreally, you will be able to cut down on your lighting bills, according to "Today's Home."

Natural daylighting is free, the magazine points out, and if you fail to take advantage of it you may have to buy considerable electricity to supplement light in your home even by day.

Windows on the north give flat, even light. Windows on the south give a changing, contrasty light that is more interesting and usually desired. Such windows are relatively easy to shade with overhangs, or with trees.

East light is especially effective in bedrooms and in kitchens, while windows on the west are generally best avoided unless they can be shaded from the outside from the hot summer sun.

The best light of all is the kind that comes from overhead, "Today's Home" says. New prefabricated skylight units of many types provide this kind of lighting. They come in moulded plastic, in milky white and in translucent which gives the kind of diffused light that is best for kitchen, laundry and other work areas.

## Tilt Tool To Sand Properly

There's a right way and several incorrect ways to use an electric drill that has been adapted for sanding, caution "do-it-yourself" experts.

The proper method of sanding with an electric drill is described as follows:

Tip the drill forward at a slight angle, pressing the front of the abrasive disc along the work evenly with smooth, fairly-fast strokes. Tilting the drill keeps the whole abrasive disc off the work. Don't tilt the drill too far forward, they warn, or you will cut down the sanding area of the disc and be applying too much uneven pressure. Again, don't press the whole abrasive disc on the work.

If you press harder in one spot than in another, circular sanding marks will show. Too much pressure in one spot also will result in a circular depression that will mar the finish.

Change the sanding disc as often as the paper clogs. Follow the same procedure for sanding painted-surfaces, using a fine-grain grit.

## Here's A Smooth Trick



One of the best ways to smooth the edges of hardboard is with a very sharp, shallow-set plane. Hold the plane at a slight angle

so the blade makes a shearing cut downward from the face of the material. You also can obtain good results with a sanding block or file.

## Greener Hot Weather Lawn! Feed now with

## NO BURN NEW TURF BUILDER®




Replace food reserves exhausted by spring rains. Apply clean, crisp granules of New TURF BUILDER. Give your lawn the best feeding ever with less than half the usual weight to handle.

Feed 2,500 sq ft \$2.75  
5,000 sq ft - \$4.50

## HABEGGER HARDWARE

"WHERE OLD FASHIONED COURTESY PREVAILS"  
140 MONROE ST. PHONE 3-3116 DECATUR, IND.

## READY MIXED CONCRETE



Laying down a driveway?  
See us for your best value in ready-mixed concrete. Delivery when specified.

## YOST READY-MIX CONCRETE

## 10% Discount ON ALL READY MIX CONCRETE

CALL 3-3114

GET OUR PRICES—PROVE FOR YOURSELF YOU GET THE BEST FOR LESS!

## Yost Gravel Readymix, Inc.

Phone 3-3114 Decatur R. R. 1

## CALL or SEE

## ASHBAUCHERS'

INSTALLERS OF THE FINEST HEATING EQUIPMENT IN DECATUR for 44 YEARS.

IF YOU RECEIVED A GAS PERMIT...  
Now Is The Time To Have Your NEW GAS FURNACE OR CONVERSION BURNER Installed  
FREE ESTIMATES!

## ASHBAUCHERS' TIN SHOP

Established 1915  
HEATING—ROOFING—SIDING—SPOUTING  
116 N. 1st St. Phone 3-2615

## ARNOLD LUMBER CO., INC.

## Gigantic Fall SALE NOW IN PROGRESS!

Regular \$5.95  
**TOILET SEAT**  
Each \$3.88

9"x9" Asphalt

## FLOOR TILE

Each 5c  
"B" Colors

## Aluminum Combination STORM DOORS

2/8 x 6/8 \$24.50  
3/0 x 6/8

Reg. \$6.95—6-Foot

## STEP LADDER

Each \$4.66

## ARNOLD LUMBER CO., INC.

"Your Complete Builders Supply Department Store"  
Winchester Street at Erie R.R. Crossing

## HUMPHREY TENSION SEALED

## Aluminum



## COMBINATION STORM WINDOWS AND SCREENS

- Receiving wide acceptance in 28 states.
- Highest quality ALUMINUM. 100% rust-proof.
- Self-lubricating. Smooth-gliding action.
- Completely maintenance free—lasts a lifetime.
- Narrow streamlined appearance. No ugly screws showing.
- Self-cleaning. No seasonal changeover.
- Gives no-draft, rain-free ventilation.

SEE FOR YOURSELF

• Three removable inserts...Screen panel insert...Outer glass insert...Movable glass panel insert. Indirect draft-free ventilation in any weather.

EASY TERMS • To Suit Your Budget • For Free Estimate, Call—

## Kohne Window &amp; Awning Co.

711 Winchester St. Phone 3-2259  
JOHN KOHNE

## CULLIGAN

NEW, MODERN, FULLY AUTOMATIC

## WATER SOFTENERS

"NO WORK TO DO"

NOW! FOR THE FIRST TIME!

5 Year Financing

AVAILABLE! AS LOW \$7.94 Per Month

## CULLIGAN

## WATER CONDITIONING SERVICE

Corner Third & Madison Sts. Phone 3-3214  
• Soft Water Service • Cui Soap • Filters  
• Chlorinators • Home Owned Softeners  
• Commercial, Industrial Water Conditioning

